


























# 36 200m Butterfly Men Heat

























Official

















☰ Entries
☰ Heats
☰ Summary
📄

Total
13 years
14 years
15 years
16 years

Rank	Competitor	Age	Club	RT	PTS	Result
1	Muchirahondo Ariel	16	Swim Rotor...	0.72		2:03.25 World Jnr QT Entry: 2:01.41 +1.84 Q
	50m: 27.71	100m: 58.99 (31.28)	150m: 1:30.99 (32.00)			200m: 2:03.25 (32.26)
2	Salomonsson Neo	16	Kiwi ASC	0.72		2:13.19 Entry: 2:09.13 +4.06 Q
	50m: 29.01	100m: 1:02.23 (33.22)	150m: 1:37.58 (35.35)			200m: 2:13.19 (35.61)
3	Broadfoot Declan	15	Pirates Swi...	0.66		2:14.22 Entry: 2:11.38 +2.84 Q
	50m: 28.97	100m: 1:03.17 (34.20)	150m: 1:38.17 (35.00)			200m: 2:14.22 (36.05)
4	Humphries Jacob	16	North Shor...	0.76		2:14.36 Entry: 2:09.32 +5.04 Q
	50m: 28.52	100m: 1:02.07 (33.55)	150m: 1:37.70 (35.63)			200m: 2:14.36 (36.66)
5	Beattie Flynn	16	Mt Maunga...	0.73		2:14.85 Entry: 2:14.10 +0.75 Q
	50m: 29.12	100m: 1:03.45 (34.33)	150m: 1:38.24 (34.79)			200m: 2:14.85 (36.61)
6	Howat Kayne	16	SwimZone ...	0.61		2:14.92 Entry: 2:12.62 +2.30 Q
	50m: 28.96	100m: 1:03.45 (34.49)	150m: 1:39.05 (35.60)			200m: 2:14.92 (35.87)
7	Feng Andrew	15	North Shor...	0.64		2:15.06 Entry: 2:12.44 +2.62 Q
	50m: 30.13	100m: 1:04.03 (33.90)	150m: 1:39.23 (35.20)			200m: 2:15.06 (35.83)
8	Segers Sebastian	15	United Swi...	0.81		2:18.05 Entry: 2:11.15 +6.90 Q
	50m: 29.55	100m: 1:04.15 (34.60)	150m: 1:40.32 (36.17)			200m: 2:18.05 (37.73)
9	Copocean Alexander	16	St Paul's S...	0.67		2:18.61 Entry: 2:16.98 +1.63 Q
	50m: 30.58	100m: 1:05.84 (35.26)	150m: 1:42.01 (36.17)			200m: 2:18.61 (36.60)
10	Yee Jaeci	15	Capital Swi...	0.62		2:19.65 Entry: 2:22.04 -2.39 Q
	50m: 29.50	100m: 1:04.46 (34.96)	150m: 1:40.79 (36.33)			200m: 2:19.65 (38.86)
		14	Northwave ...	0.65		2:20.07 Q

11	 Paki TeRauroha				Entry: 2:13.06 +7.01	
	50m: 30.29	100m: 1:05.78 (35.49)	150m: 1:43.06 (37.28)			
	200m: 2:20.07 (37.01)					
12	 Lavigne Luca	15	 Tawa Swim...	0.82	2:20.16	Q
	50m: 31.55	100m: 1:06.58 (35.03)	150m: 1:43.61 (37.03)		Entry: 2:28.29 -8.13	
	200m: 2:20.16 (36.55)					
13	 McCarthy (V) Henry	13	 Australia	0.60	2:22.01	Q
	50m: 32.06	100m: 1:08.45 (36.39)	150m: 1:45.57 (37.12)		Entry: 2:23.91 -1.90	
	200m: 2:22.01 (36.44)					
14	 Gane (V) Maxime	16	 Dumbea N...	0.69	2:22.86	Q
	50m: 32.25	100m: 1:08.34 (36.09)	150m: 1:45.57 (37.23)		Entry: 2:25.93 -3.07	
	200m: 2:22.86 (37.29)					
15	 Li Sam	16	 Club 37	0.72	2:22.92	Q
	50m: 30.40	100m: 1:06.19 (35.79)	150m: 1:43.51 (37.32)		Entry: 2:24.45 -1.53	
	200m: 2:22.92 (39.41)					
16	 Chen Michael	14	 Parnell Swi...	0.75	2:24.10	Q
	50m: 31.01	100m: 1:07.94 (36.93)	150m: 1:46.92 (38.98)		Entry: 2:15.75 +8.35	
	200m: 2:24.10 (37.18)					
17	 Joyce Josiah	16	 St Paul's S...	0.56	2:24.12	Q
	50m: 32.14	100m: 1:08.67 (36.53)	150m: 1:46.04 (37.37)		Entry: 2:17.20 +6.92	
	200m: 2:24.12 (38.08)					
18	 Agent Kobey	15	 Stratford FI...	0.78	2:24.53	Q
	50m: 30.87	100m: 1:07.81 (36.94)	150m: 1:45.50 (37.69)		Entry: 2:29.84 -5.31	
	200m: 2:24.53 (39.03)					
19	 Revell Harvey	14	 Capital Swi...	0.67	2:24.58	Q
	50m: 31.07	100m: 1:07.18 (36.11)	150m: 1:45.10 (37.92)		Entry: 2:33.22 -8.64	
	200m: 2:24.58 (39.48)					
20	 Grant (V) Stefan	13	 Australia	0.74	2:24.96	Q
	50m: 32.03	100m: 1:08.20 (36.17)	150m: 1:46.73 (38.53)		Entry: 2:29.02 -4.06	
	200m: 2:24.96 (38.23)					
21	 Goatley Alexis	14	 North Shore...	0.67	2:26.77	Q
	50m: 32.12	100m: 1:09.66 (37.54)	150m: 1:48.41 (38.75)		Entry: 2:30.92 -4.15	
	200m: 2:26.77 (38.36)					
22	 Wren Isaac	15	 Hamilton Aq...	0.71	2:26.97	Q
	50m: 30.91	100m: 1:07.61 (36.70)	150m: 1:46.60 (38.99)		Entry: 2:21.90 +5.07	
	200m: 2:26.97 (40.37)					
23	 Fougere Cole	16	 United Swi...	0.57	2:27.43	Q
	50m: 30.39	100m: 1:06.54 (36.15)	150m: 1:45.04 (38.50)		Entry: 2:22.65 +4.78	

200m: 2:27.43 (42.39)							
24	 Narayan Ari	15	 Hamilton Aq...	0.67	2:27.83	Entry: 2:27.96 -0.13	Q
	50m: 31.56 200m: 2:27.83 (40.95)		100m: 1:08.64 (37.08) 150m: 1:46.88 (38.24)				
25	 Pinkerton Logan	14	 Liz van Wel...	0.65	2:28.13	Entry: 2:27.75 +0.38	Q
	50m: 31.09 200m: 2:28.13 (40.30)		100m: 1:08.37 (37.28) 150m: 1:47.83 (39.46)				
26	 Childs Henry	14	 Northwave ...	0.55	2:28.22	Entry: 2:22.43 +5.79	Q
	50m: 31.42 200m: 2:28.22 (39.39)		100m: 1:08.95 (37.53) 150m: 1:48.83 (39.88)				
27	 Lin Austin	14	 HPK Howick Pak...	0.76	2:28.28	Entry: 2:31.46 -3.18	Q
	50m: 31.86 200m: 2:28.28 (40.57)		100m: 1:08.60 (36.74) 150m: 1:47.71 (39.11)				
28	 Callow William	14	 Aquagym S...	0.81	2:28.36	Entry: 2:18.28 +10.08	Q
	50m: 32.68 200m: 2:28.36 (39.56)		100m: 1:10.02 (37.34) 150m: 1:48.80 (38.78)				
29	 Lafaele-Pucher Bishop	15	 Pukekohe ...	0.70	2:28.55	Entry: 2:25.10 +3.45	Q
	50m: 29.81 200m: 2:28.55 (43.75)		100m: 1:05.93 (36.12) 150m: 1:44.80 (38.87)				
30	 Liu Sonny	15	 North Shore...	0.66	2:29.20	Entry: 2:26.20 +3.00	Q
	50m: 31.14 200m: 2:29.20 (42.82)		100m: 1:07.61 (36.47) 150m: 1:46.38 (38.77)				
31	 Yu Victor	14	 Porirua City...	0.59	2:30.66	Entry: 2:33.96 -3.30	Q
	50m: 32.59 200m: 2:30.66 (41.32)		100m: 1:10.46 (37.87) 150m: 1:49.34 (38.88)				
32	 Wang Jk	13	 Coast Swi...	0.61	2:31.33	Entry: 2:31.55 -0.22	Q
	50m: 32.69 200m: 2:31.33 (40.43)		100m: 1:11.15 (38.46) 150m: 1:50.90 (39.75)				
33	 Wangford Kento	13	 Parnell Swi...	0.72	2:31.56	Entry: 2:24.22 +7.34	Q
	50m: 31.84 200m: 2:31.56 (40.84)		100m: 1:10.75 (38.91) 150m: 1:50.72 (39.97)				
34	 Carlisle Aiden	13	 Napier Aqu...	0.66	2:34.16	Entry: 2:43.54 -9.38	Q
	50m: 33.46 200m: 2:34.16 (40.24)		100m: 1:13.04 (39.58) 150m: 1:53.92 (40.88)				
35	 Parsons Will	15	 Ice Breaker...	0.69	2:36.85	Entry: 2:28.70 +8.15	R1
	50m: 32.80 200m: 2:36.85 (45.43)		100m: 1:11.07 (38.27) 150m: 1:51.42 (40.35)				
					2:36.93		

36	 Boocock James	14	 Nelson Sou...	0.71	Entry: 2:30.04 <b>+6.89</b>	Q
	50m: 33.17 200m: 2:36.93 (42.76)	100m: 1:11.64 (38.47)	150m: 1:54.17 (42.53)			
37	 McLean Benji	13	 Vikings Swi...	0.78	2:37.52 Entry: 2:36.07 <b>+1.45</b>	Q
	50m: 33.10 200m: 2:37.52 (43.13)	100m: 1:13.14 (40.04)	150m: 1:54.39 (41.25)			
38	 Zhou Ryan	14	 United Swi...	0.67	2:37.57 Entry: 2:34.02 <b>+3.55</b>	R1
	50m: 33.59 200m: 2:37.57 (40.41)	100m: 1:13.22 (39.63)	150m: 1:57.16 (43.94)			
39	 Cui Jonathan	13	 SwimZone ...	0.72	2:40.79 Entry: 2:42.34 <b>-1.55</b>	Q
	50m: 34.18 200m: 2:40.79 (43.34)	100m: 1:14.46 (40.28)	150m: 1:57.45 (42.99)			
40	 Botes Phoenix	13	 Napier Aqu...	0.66	2:41.66 Entry: 2:42.72 <b>-1.06</b>	Q
	50m: 33.74 200m: 2:41.66 (45.27)	100m: 1:13.72 (39.98)	150m: 1:56.39 (42.67)			
41	 Smith Will	13	 Liz van Wel...	0.55	2:42.23 Entry: 2:41.37 <b>+0.86</b>	Q
	50m: 35.59 200m: 2:42.23 (42.92)	100m: 1:15.86 (40.27)	150m: 1:59.31 (43.45)			
42	 Bao Jonathan	13	 Parnell Swi...	0.65	2:44.04 Entry: 2:47.62 <b>-3.58</b>	Q
	50m: 34.62 200m: 2:44.04 (44.78)	100m: 1:15.53 (40.91)	150m: 1:59.26 (43.73)			
43	 Hodge Oscar	13	 Pirates Swi...	0.68	2:44.69 Entry: 2:41.51 <b>+3.18</b>	R1
	50m: 34.62 200m: 2:44.69 (44.60)	100m: 1:16.31 (41.69)	150m: 2:00.09 (43.78)			